

Title 2nd INTERNATIONAL CONFERENCE  
Prishtinë, 30 March, 2017

## “Entrepreneurship approach to quality education”



Education Impact on Entrepreneurship  
Performance and Future Leadership

## Education Impact on Entrepreneurship Performance and Future Leadership

Veton Zeqiraj, PhD Candidat  
University of Prishtina



Education Impact on Entrepreneurship  
Performance and Future Leadership

### Objectives of the session

1. Introduction
2. Key study based data from World Development Indicators: a) Government expenditure on education, total (% of GDP), b) Total GDP (\$) and Total Population for these country: Albania, Kosovo, Slovenia, Croatia, Macedonia, Serbia, Germany and France
1. Conclusion



Education Impact on Entrepreneurship  
Performance and Future Leadership

### Introduction

Over the last 20 years, education and training programs have mushroomed, given their promise and potential to promote entrepreneurial skills and attitudes.

Education has a huge impact on entrepreneurship. A number of research has demonstrate the opportunities are a lot, when after finished the education in both secondary school and graduate are increase to create a business.

The expert in the field of entrepreneurship and education hold the different views- how impact the education on Entrepreneurship.

Kosovo is a new country the system of education will try to do the best in order that to have result.  
Our education has evaluation during this time.

But we should invest much more in education. If we compare how much invest in education another country when se below the statistics.

Actually in Kosovo are 9 public University and 23 Private College.

To boost the economy, Kosovo needs more people willing to become entrepreneurs, but this is depended by a good education.

By 2020, half of the jobs available in Europe will be required people with high skills. Only 15% will be available to those with such primary education. In this case the main question is: **What should do the higher education to chosen this situation?**



Education Impact on Entrepreneurship  
Performance and Future Leadership



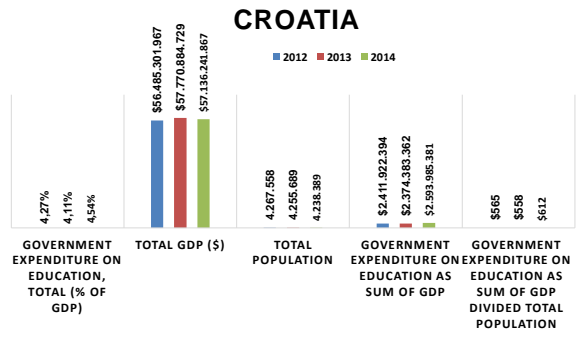
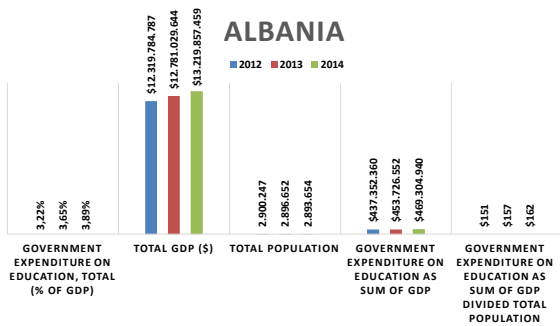
Education Impact on Entrepreneurship  
Performance and Future Leadership

Source: World Development Indicator

| Country  | Data | Government expenditure on education, total (% of GDP) | Total GDP (\$)    | Total Population | Government Expenditure on Education as Sum of GDP | Government Expenditure on Education as Sum of GDP Divided Total Population |
|----------|------|---|-------------------|------------------|---|--|
| Albania  | 2012 | 3.22  | 12,319,784,787    | 2,900,247        | 437,352,360                                       | 150.80   |
|          | 2013 | 3.65  | 12,781,029,644    | 2,896,652        | 453,726,552                                       | 156.64   |
|          | 2014 | 3.89  | 13,219,857,459    | 2,893,654        | 469,304,940                                       | 162.18   |
| Croatia  | 2012 | 4.27  | 56,485,301,967    | 4,267,558        | 2,411,922,394                                     | 565.18   |
|          | 2013 | 4.11  | 57,770,884,729    | 4,255,689        | 2,374,383,362                                     | 557.93   |
|          | 2014 | 4.54  | 57,136,241,867    | 4,238,389        | 2,593,985,381                                     | 612.02   |
| Germany  | 2012 | 4.93  | 3,543,983,909,148 | 80,425,823       | 174,718,406,721                                   | 2,172.42   |
|          | 2013 | 4.95  | 3,752,513,503,278 | 82,132,753       | 185,749,418,412                                   | 2,261.58   |
|          | 2014 | 4.89  | 3,879,276,587,199 | 80,982,500       | 189,696,625,114                                   | 2,342.44   |
| Slovenia | 2012 | 5.66  | 46,258,247,575    | 2,057,159        | 2,618,216,813                                     | 1,272.73   |
|          | 2013 | 5.58  | 47,688,566,993    | 2,059,953        | 2,661,022,038                                     | 1,291.79   |
|          | 2014 | 5.61  | 49,530,147,016    | 2,061,980        | 2,778,641,248                                     | 1,347.56   |
| Serbia   | 2012 | 4.42  | 40,742,313,861    | 7,199,077        | 1,800,810,273                                     | 250.14   |
|          | 2013 | 4.43  | 45,519,650,911    | 7,164,132        | 2,016,520,535                                     | 281.47   |
|          | 2014 | 4.35  | 44,210,806,366    | 7,130,576        | 1,923,170,077                                     | 269.71   |

Source: World Development Indicator

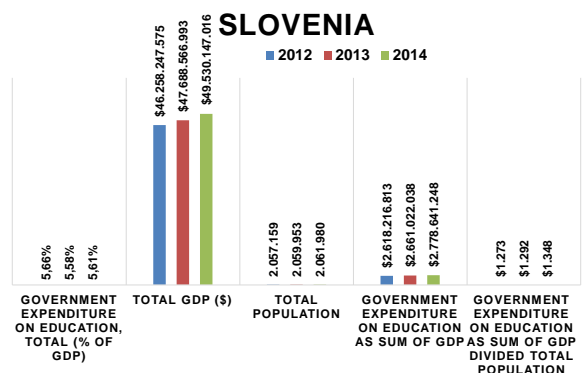
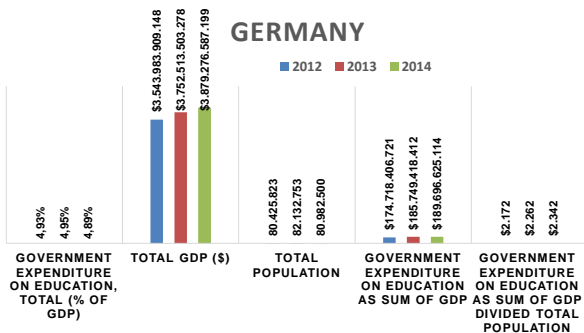
| Country        | Data | Government expenditure on education, total (% of GDP) | Total GDP (\$)    | Total Population | Sum of Money for Capita divided by GDP (\$) | Sum of Money Divided Total Population |
|----------------|------|---|-------------------|------------------|---|---------------------------------------|
| France         | 2012 | 5.53  | 2,681,416,108,537 | 65,659,790       | 148,282,310,802.12                          | 2,258.34                              |
|                | 2013 | 5.55  | 2,808,511,203,185 | 65,972,097       | 155,872,371,776.79                          | 2,362.70                              |
|                | 2014 | 5.46  | 2,839,162,443,235 | 66,495,940       | 155,018,269,400.64                          | 2,331.24                              |
| Kosovo         | 2012 | 4.38  | 6500321213        | 1,805,200        | 284714069.1                                 | 157.72                                |
|                | 2013 | 4.70  | 7073021774        | 1,818,117        | 332432023.4                                 | 182.84                                |
|                | 2014 | 4.50  | 7384901154        | 1,812,771        | 332320551.9                                 | 183.32                                |
| Macedonia, FYR | 2012 | 4.22  | 9745251126        | 2,065,888        | 411249597.5                                 | 199.07                                |
|                | 2013 | 4.37  | 10817712139       | 2,072,543        | 472734020.5                                 | 228.09                                |
|                | 2014 | 4.44  | 11318966947       | 2,075,625        | 502562132.4                                 | 242.13                                |



Education Impact on Entrepreneurship Performance and Future Leadership



Education Impact on Entrepreneurship Performance and Future Leadership

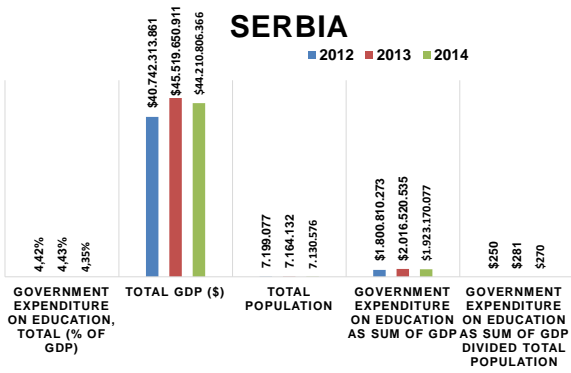


Education Impact on Entrepreneurship Performance and Future Leadership



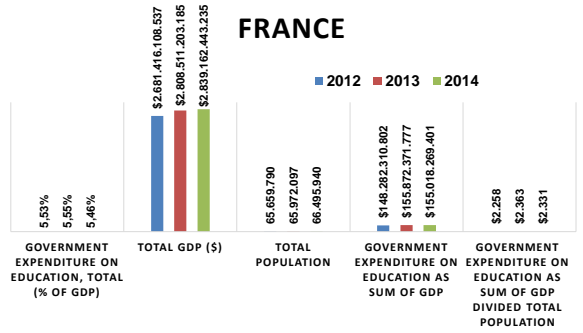
Education Impact on Entrepreneurship Performance and Future Leadership

### SERBIA



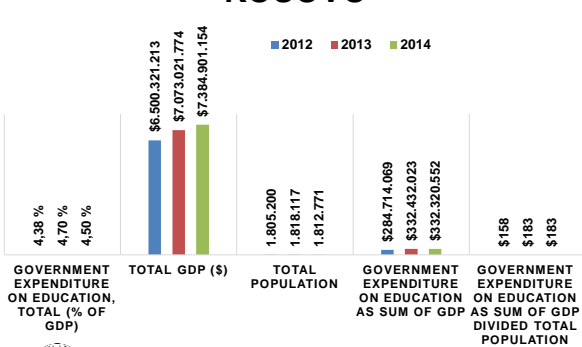
Education Impact on Entrepreneurship Performance and Future Leadership

### FRANCE



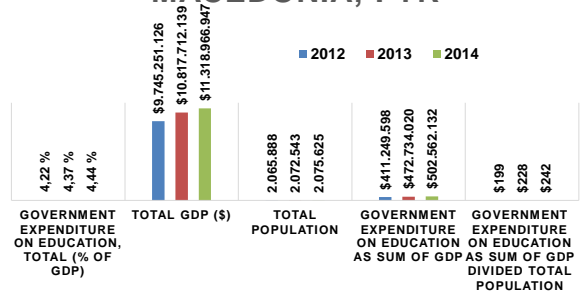
Education Impact on Entrepreneurship Performance and Future Leadership

### KOSOVO

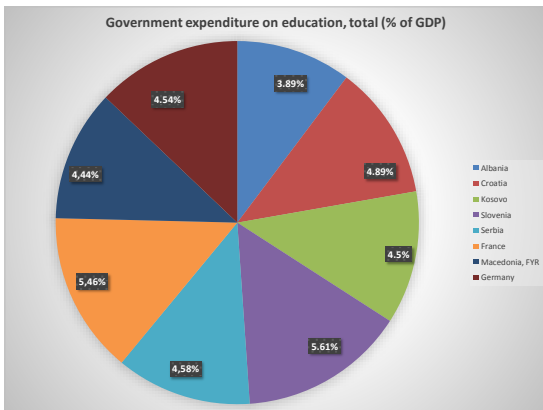


Education Impact on Entrepreneurship Performance and Future Leadership

### MACEDONIA, FYR

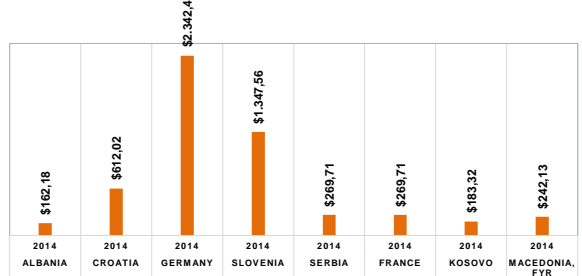


Education Impact on Entrepreneurship Performance and Future Leadership



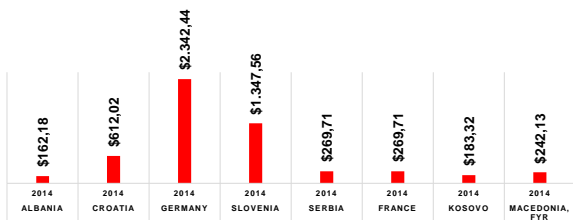
Education Impact on Entrepreneurship Performance and Future Leadership

### GOVERNMENT EXPENDITURE ON EDUCATION, TOTAL (% OF GDP)



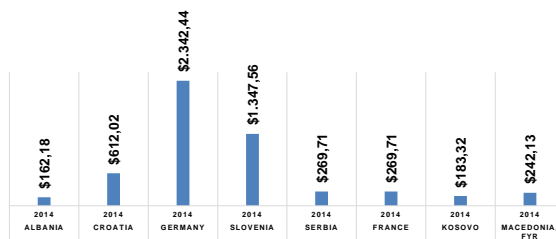
Education Impact on Entrepreneurship Performance and Future Leadership

SUM OF MONEY FOR CAPITA DIVIDED BY GDP (\$)



Education Impact on Entrepreneurship Performance and Future Leadership

GOVERNMENT EXPENDITURE ON EDUCATION AS SUM OF GDP DIVIDED TOTAL POPULATION 2014



Education Impact on Entrepreneurship Performance and Future Leadership

Education can impact in entrepreneurship if the policy of education are focus in this factor:

To invest in people with a clear vision - the driving force of an enterprise which means specific idea but which are not available for marketplace.

To encourage new generation who can promote the vision with enthusiastic passion.

To choice people who can develop strategies to change the vision

To invest people who can take the initial responsibility to cause a vision to become a success

**“without education, no entrepreneurs”**



Education Impact on Entrepreneurship Performance and Future Leadership

Transformative changes are happening in Higher Education Institutions worldwide as a result of good education.

These changes are conceptual as well as technological due to the upheaval in the global, social, political, and technological environment.

We argue that the process theory of Alfred North Whitehead best explains why entrepreneurship education does not always have the same results



Education Impact on Entrepreneurship Performance and Future Leadership

Based on this data every country should prepare new policy to invest more and more in Education.

As we saw on the data we can conclude the Germany, France and Slovenia they focused their attention on Education.

This presentation I will finished with this comment by Angela Merkel:

**“In Germany teachers have the highest salaries in country. In conference some doctors and engineers requested to Chancellor Merkel to have equal salaries as teachers, and Merkel replied: “How can I equate you with those who taught you!?”**



Education Impact on Entrepreneurship Performance and Future Leadership



Education Impact on Entrepreneurship Performance and Future Leadership

Thank  
you  
for  
your  
attention !